

Power Divider LT2-544P-4G

MTS-No.: 23894

Description

The Power Dividers of this series are designed to work between 400 MHz and 4000 MHz. They cover for example GSM, DECT, UMTS, Bluetooth and all LTE frequency bands (4G).

These units are Wilkinson dividers and can also be used as combiners.



Technical data:

1 RF-specifications:

1.1	Divider type	LT2, 2-way		
1.2	Impedance	50 Ω		
1.3	Input power	10 W max.		
	@ common port	1 W max. each port		
1.4	Frequency range	400 - 4000 MHz		
1.5	VSWR in	min.	typ.	max.
	@ 700 - 3600 MHz		1.1	1.25
	VSWR out		1.1	1.25
	@ 700 - 3600 MHz			
1.6	Insertion loss (+3 dB)		0.6 dB	0.8 dB
	@ 3600 MHz			
1.7	Isolation	22 dB	26 dB	
	@ 700 - 3600 MHz			
1.8	Amplitude balance		±0.05 dB	±0.2 dB
1.9	Phase balance		±0.5°	±1.5°

2 Connections:

2.1	RF-in- and outputs	3x SMA female (3x N female available @ MTS-No.: 23895)
-----	--------------------	--

3 General specifications:

3.1	Operating temperature	-40 °C - +85 °C
3.2	Reference temperature of specifications	+25 °C
3.3	Dimensions (without connections)	56 mm x 49 mm x 11.5 mm (LxWxH)
3.4	Case style	Milled aluminium enclosure
3.5	Colour	SurTec650 (Chrome alloy)
3.6	Weight	65 grams

4 Delivered parts:

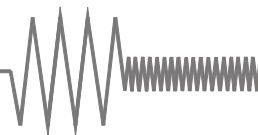
LT2-544P-4G
Datasheet

5 Comments:

Warranty	12 months
RoHS-compliant	Yes

6 Recommended accessories:

RF-cables
Attenuators series PAH



Power Divider LT2-544P-4G

MTS-No.: 23894

Typical measurements:

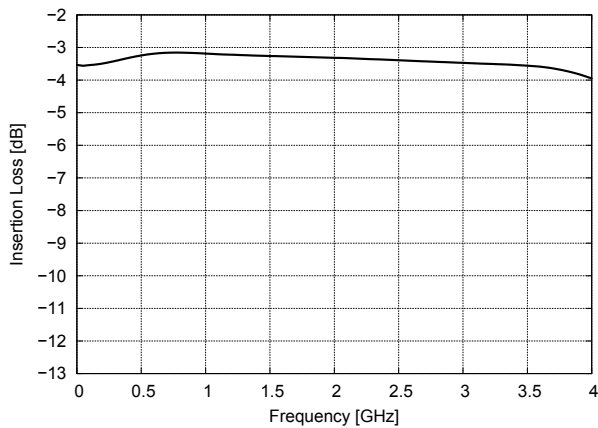


Fig. 1: Common port to output port insertion loss

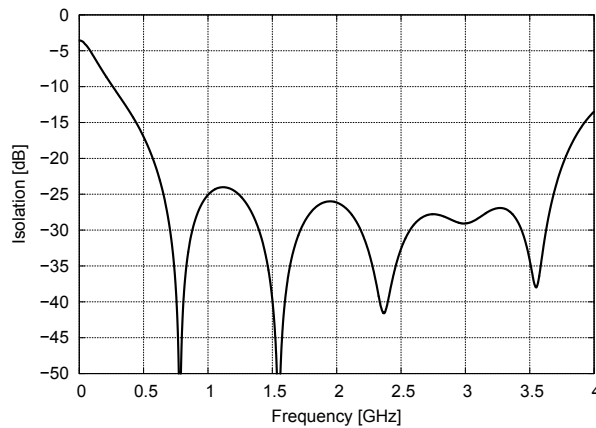


Fig. 2: Isolation between output ports

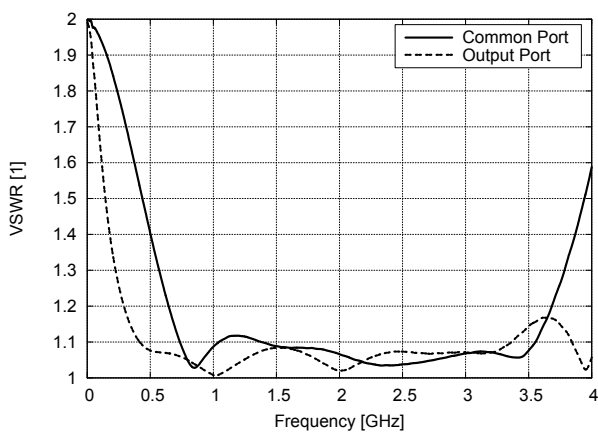


Fig. 3: VSWR for common and output ports

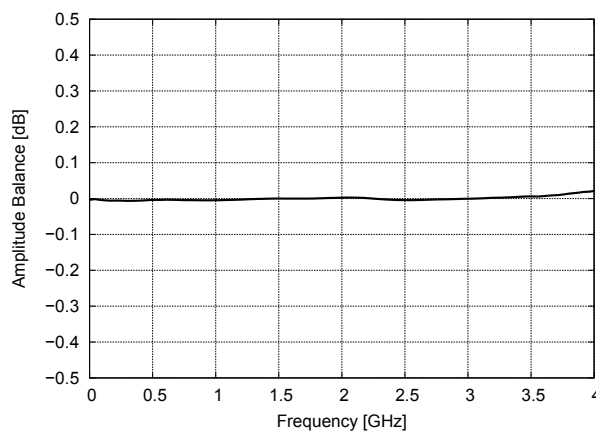


Fig. 4: Amplitude balance between output ports

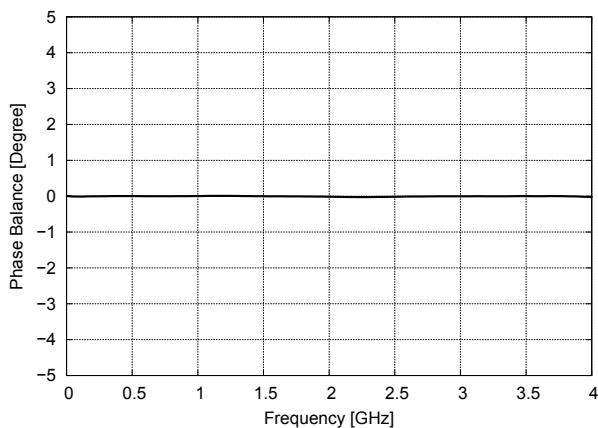
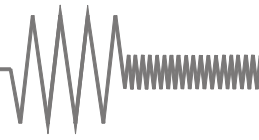


Fig. 5: Phase balance between output ports



Power Divider LT2-544P-4G

MTS-No.: 23894

Views:

