



Directional Coupler RK15-544P-6G

MTS-No.: 26754

Description

The Directional Couplers (DC Thru) of this series are designed to work between 700 MHz and 6000 MHz. They cover for example GSM, DECT, UMTS, Bluetooth, WiMAX, Wi-Fi (2.4G / 5G) and all LTE frequency bands.

The multisection stripline design exhibits very good directivity, coupling flatness and VSWR at all ports.



Technical data:

1 RF-specifications:

1.1	Coupler type	RK15, 15 dB		
1.2	Impedance	50 Ω		
1.3	Input power	50 W max.		
1.4	Frequency range	700 - 6000 MHz		
		min.	typ.	max.
1.5	VSWR (at all ports)		1.1	1.25
1.6	Insertion Loss		0.35 dB	0.6 dB
1.7	Coupling		15 ±0.5 dB	
1.8	Coupling flatness @ 700 - 6000 MHz		±0.4 dB	±0.9 dB
1.9	Directivity	19 dB	24 dB	

2 Connections:

2.1	RF-in- and outputs	4x SMA female
-----	--------------------	---------------

3 General specifications:

3.1	Operating temperature	-40 °C - +85 °C
3.2	Reference temperature of specifications	+25 °C
3.3	Dimensions (without connections)	75 mm x 27.2 mm x 17 mm (LxWxH)
3.4	Case style	Milled aluminium enclosure
3.5	Colour	SurTec650 (Chrome alloy)
3.6	Weight	105 grams

4 Delivered parts:

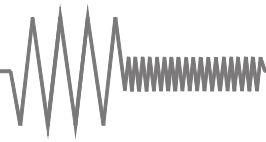
RK15-544P-6G
Datasheet

5 Comments:

Warranty	12 months
RoHS-compliant	Yes

6 Recommended accessories:

RF-cables
50 Ω SMA male (matching)



Directional Coupler RK15-544P-6G

MTS-No.: 26754

Typical measurements:

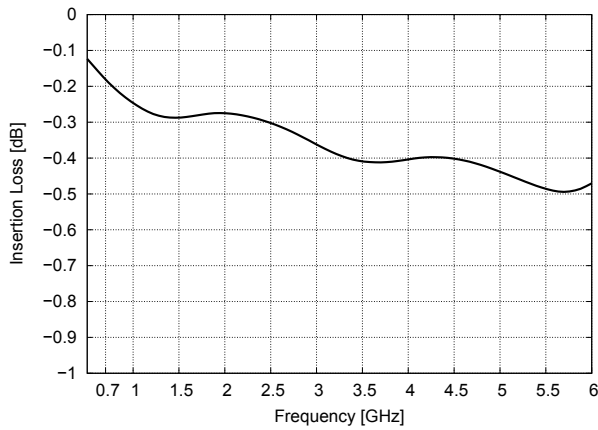


Fig. 1: Input port to output port insertion loss

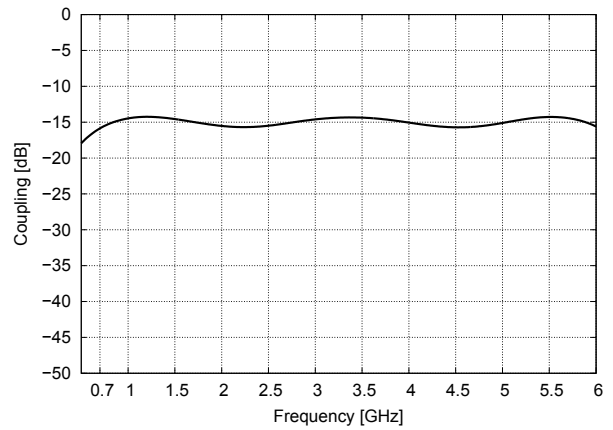


Fig. 2: Coupling between input and coupling port

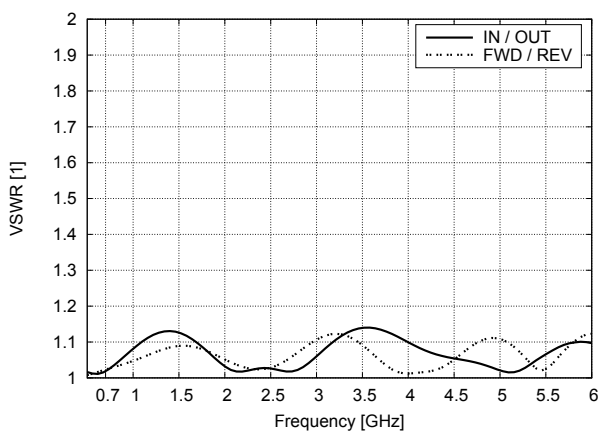


Fig. 3: VSWR for IN / OUT and FWD / REV ports

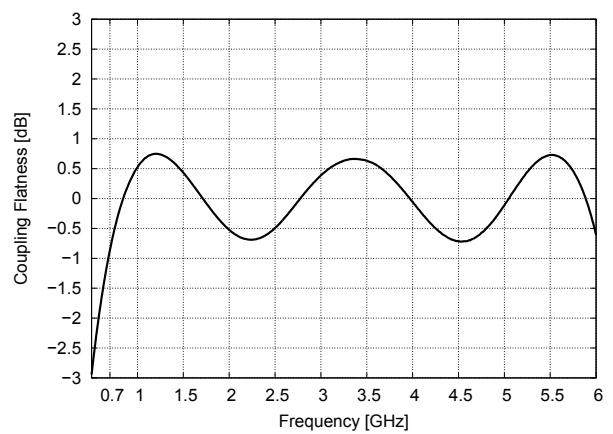


Fig. 4: Coupling flatness

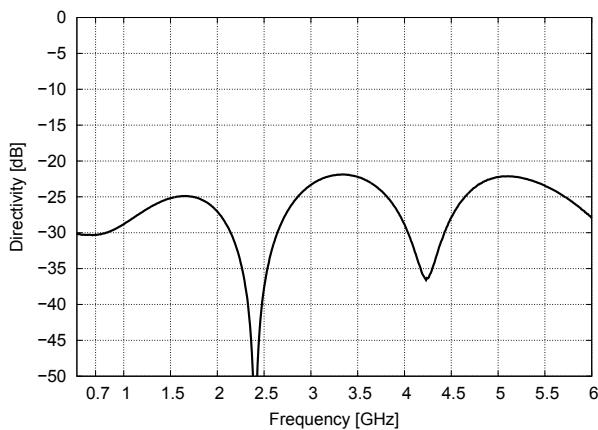


Fig. 5: Directivity (REV - FWD + IL)

Directional Coupler RK15-544P-6G

MTS-No.: 26754

Views:

