



## Band Pass Filter FIL-BP2450

MTS-No.: 24193

### Description

This Band Pass Filter lets through the desired frequencies between 2400 MHz and 2500 MHz (Wi-Fi) and rejects (attenuates) frequencies outside that range up to 6000 MHz.



### Technical data:

#### 1 RF-specifications:

1.1	Band Pass type	2.4 GHz Wi-Fi		
1.2	Impedance	50 Ω		
1.3	Input power	2 W max.		
1.4	Frequency range	DC - 6000 MHz		
1.5	Group Delay @ 2400 - 2500 MHz	1.25 ns		
1.6	Return loss @ 2400 - 2500 MHz	min.	typ.	max.
		10 dB	20 dB	
1.7	Insertion loss @ 2400 - 2500 MHz		1.2 dB	1.6 dB
1.8	Attenuation			
		@ 0 - 1900 MHz	26 dB	30 dB
		@ 3600 - 6000 MHz	23 dB	27 dB

#### 2 Connections:

2.1	RF-in- and outputs	2x N female (other connectors and impedances on request)
-----	--------------------	---

#### 3 General specifications:

3.1	Operating temperature	-40 °C - +85 °C
3.2	Reference temperature of specifications	+25 °C
3.3	Dimensions (without connections)	45 mm x 30 mm x 22 mm (LxWxH)
3.4	Case style	Milled aluminium enclosure
3.5	Colour	SurTec650 (Chrome alloy)
3.6	Weight	95 grams

#### 4 Delivered parts:

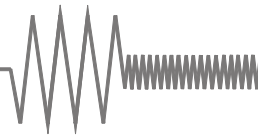
FIL-BP2450  
Datasheet

#### 5 Comments:

Warranty	12 months
RoHS-compliant	Yes

#### 6 Recommended accessories:

RF-cables



## Band Pass Filter FIL-BP2450

MTS-No.: 24193

### Typical measurements:

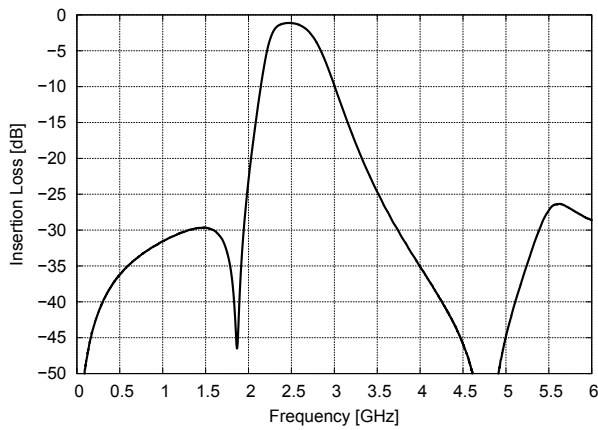


Fig. 1: Insertion loss from input to output port

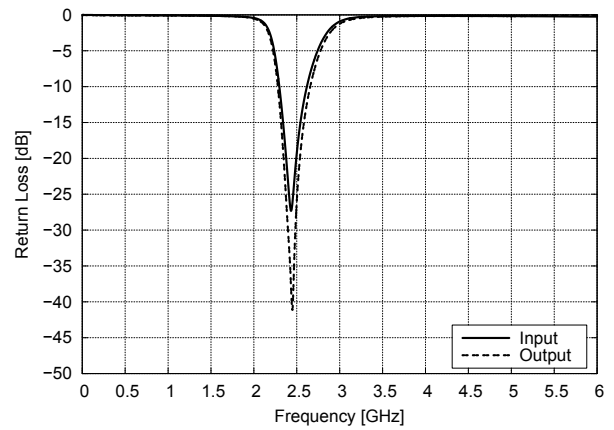


Fig. 2: Return loss of the input and output port

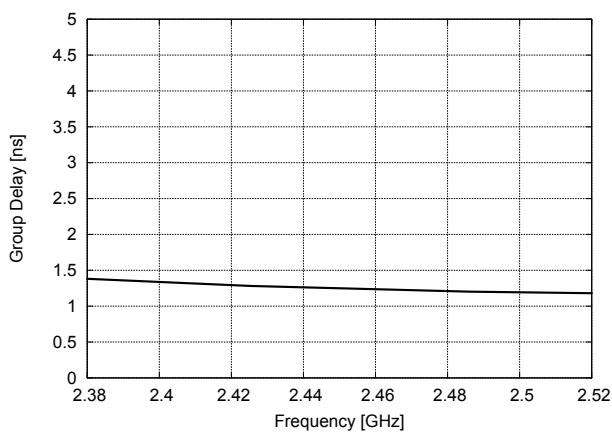
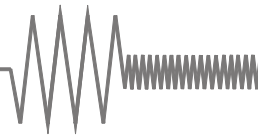


Fig. 3: Group delay between output and input port



## Band Pass Filter FIL-BP2450

MTS-No.: 24193

Views:

