

Band Pass Filter FIL-BP2450

MTS-No.: 24193

Description

This Band Pass Filter lets through the desired frequencies between 2400 MHz and 2500 MHz (Wi-Fi) and rejects (attenuates) frequencies outside that range up to 6000 MHz.



Technical data:

1 RF-specifications:

1.1 Band Pass type	2.4 GHz Wi-Fi		
1.2 Impedance	50 Ω		
1.3 Input power	2 W max.		
1.4 Frequency range	DC - 6000 MHz		
1.5 Group Delay @ 2400 - 2500 MHz	1.25 ns		
	min.	typ.	max.
1.6 Return loss @ 2400 - 2500 MHz	10 dB	20 dB	
1.7 Insertion loss @ 2400 - 2500 MHz		1.2 dB	1.6 dB
1.8 Attenuation			
@ 0 - 1900 MHz	26 dB	30 dB	
@ 3600 - 6000 MHz	23 dB	27 dB	

2 Connections:

2.1 RF-in- and outputs	2x N female (other connectors and impedances on request)
------------------------	--

3 General specifications:

3.1 Operating temperature	-40 °C - +85 °C
3.2 Reference temperature of specifications	+25 °C
3.3 Dimensions (without connections)	45 mm x 30 mm x 22 mm (LxWxH)
3.4 Case style	Milled aluminium enclosure
3.5 Colour	SurTec650 (Chrome alloy)
3.6 Weight	95 grams

4 Delivered parts:

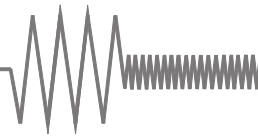
FIL-BP2450
Datasheet

5 Comments:

Warranty	12 months
RoHS-compliant	Yes

6 Recommended accessories:

RF-cables



Band Pass Filter FIL-BP2450

MTS-No.: 24193

Typical measurements:

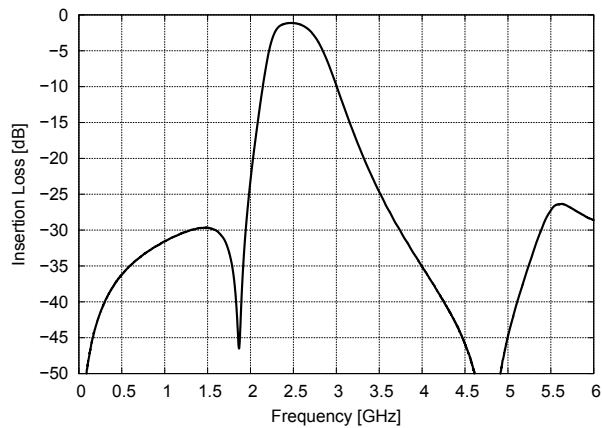


Fig. 1: Insertion loss from input to output port

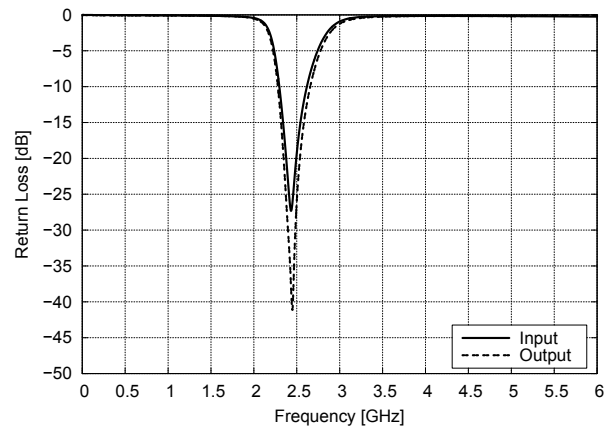


Fig. 2: Return loss of the input and output port

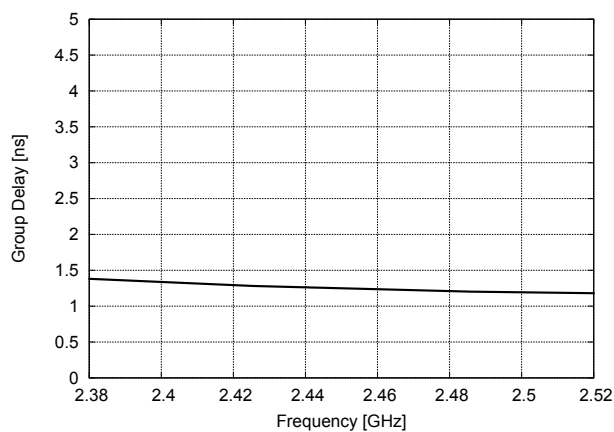
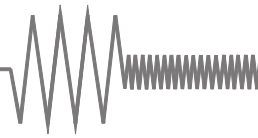


Fig. 3: Group delay between output and input port



Band Pass Filter FIL-BP2450

MTS-No.: 24193

Views:

