

Power Divider LT4-544P-6G

MTS-No.: 25442

Description

The Power Dividers of this series are designed to work between 500 MHz and 6000 MHz. They cover for example GSM, DECT, UMTS, Bluetooth, WiMAX, Wi-Fi (2.4G/5G) and all LTE frequency bands.

These units are Wilkinson dividers and can also be used as combiners.



Technical data:

1 RF-specifications:

1.1	Divider type	LT4, 4-way		
1.2	Impedance	50 Ω		
1.3	Input power (see table) @ common port @ output ports 1 - 4	40 W max. @ VSWR ≤ 2.0 : 1 1 W max. each port		
1.4	Frequency range	500 - 6000 MHz		
1.5	VSWR in @ 700 - 5850 MHz @ 500 - 6000 MHz	min.	typ.	max.
			1.2	1.5
			1.3	1.7
1.6	VSWR out @ 500 - 5850 MHz @ 5850 - 6000 MHz		1.05	1.3
			1.25	1.6
1.7	Insertion loss (+6 dB) @ 700 MHz @ 5850 MHz		0.3 dB	0.4 dB
			1.9 dB	2.2 dB
1.8	IL derating / 200 MHz		0.06 dB	
1.9	Isolation (see plot) @ 700 - 6000 MHz @ 500 - 700 MHz		18 dB	23 dB
			13 dB	18 dB
2.0	Amplitude balance		0.1 dB	0.3 dB
2.1	Phase balance		1.0°	3.0°

2 Connections:

2.1	RF-in- and outputs	5x SMA female (5x N female available @ MTS-No.: 25443)
-----	--------------------	--

3 General specifications:

3.1	Operating temperature	-40 °C - +85 °C
3.2	Reference temperature of specifications	+25 °C
3.3	Dimensions (without connections) (LxWxH)	100 mm x 103 mm x 11.5 mm
3.4	Case style	Milled aluminium enclosure
3.5	Colour	SurTec650 (Chrome alloy)
3.6	Weight	265 grams

4 Delivered parts:

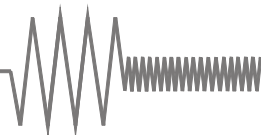
LT4-544P-6G
Datasheet

5 Comments:

Warranty	12 months
RoHS-compliant	Yes

6 Recommended accessories:

RF-cables
Attenuators series PAH



Power Divider LT4-544P-6G

MTS-No.: 25442

Typical measurements:

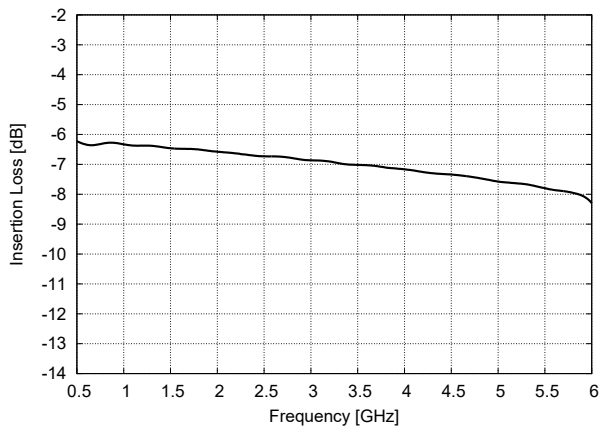


Fig. 1: Common port to output port insertion loss

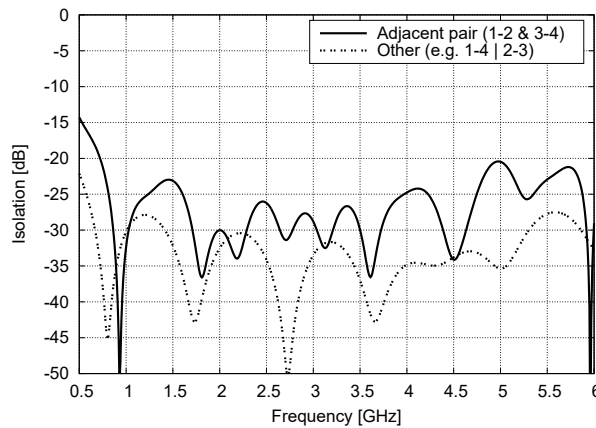


Fig. 2: Isolation between output ports

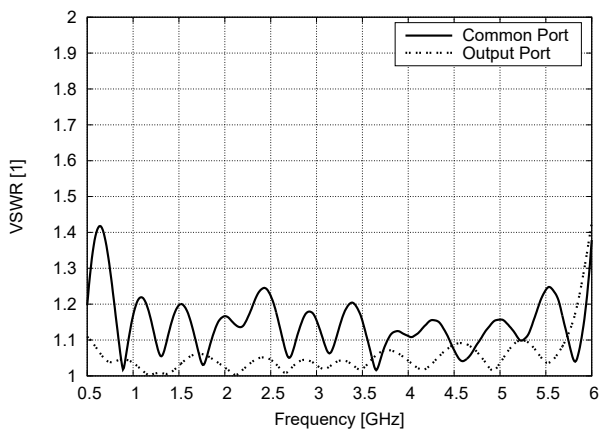


Fig. 3: VSWR for common and output ports

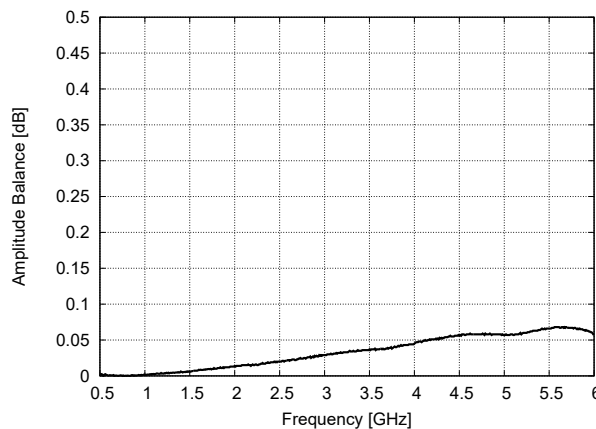


Fig. 4: Amplitude balance between output ports

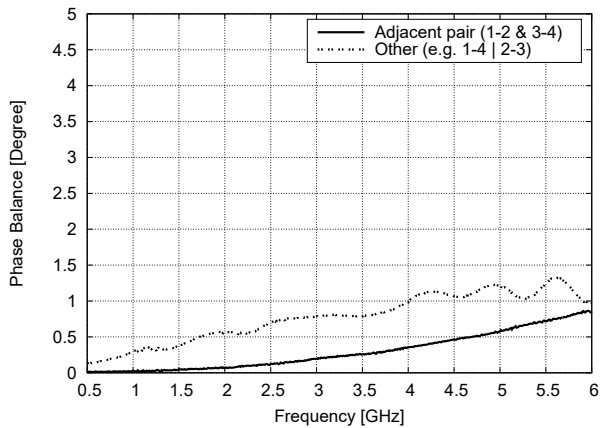
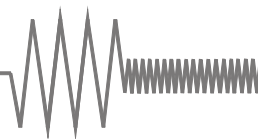


Fig. 5: Phase balance between output ports



Power Divider LT4-544P-6G

MTS-No.: 25442

Power ratings:

4-way Power Divider input ratings (common port)		
Load VSWR	In-phase (0°)	Out-of-phase (180°)
≤ 1.2 : 1	40 Watts	40 Watts
≤ 2.0 : 1	40 Watts	40 Watts
∞	20 Watts	4 Watts
4-way Power Combiner input ratings (output ports)		
Input signals	0° Phase Difference	180° Phase Difference
Coherent	4 x 10 Watts	4 x 1 Watt
Non-coherent	4 x 2 Watts	

Views:

