


## Power Divider LT8-544P-6G

MTS-No.: 26000

### Description

The Power Dividers of this series are designed to work between 500 MHz and 6000 MHz. They cover for example GSM, DECT, UMTS, Bluetooth, WiMAX, Wi-Fi (2.4G/5G) and all LTE frequency bands.

These units are Wilkinson dividers and can also be used as combiners.



### Technical data:

#### 1 RF-specifications:

1.1	Divider type	LT8, 8-way		
1.2	Impedance	50 Ω		
1.3	Input power (see table) @ common port @ output ports 1 - 8	40 W max. @ VSWR ≤ 2.0 : 1 1 W max. each port		
1.4	Frequency range	500 - 6000 MHz		
1.5	VSWR in	<b>min.</b>	<b>typ.</b>	<b>max.</b>
	@ 700 - 5900 MHz		1.25	1.5
	@ 500 - 700 MHz		1.4	1.7
	@ 5900 - 6000 MHz		1.65	2.0
	VSWR out			
	@ 500 - 5850 MHz		1.1	1.25
	@ 5850 - 6000 MHz		1.25	1.6
1.6	Insertion loss (+9 dB)			
	@ 700 MHz		0.5 dB	0.6 dB
	@ 5850 MHz		3.4 dB	3.8 dB
1.7	IL derating / 200 MHz		0.11 dB	
1.8	Isolation (see plot)			
	@ 700 - 5900 MHz	18 dB	23 dB	
	@ 500 - 6000 MHz	13 dB	18 dB	
1.9	Amplitude balance		0.15 dB	0.4 dB
1.10	Phase balance		2.0°	6.0°

#### 2 Connections:

2.1	RF-in- and outputs	9x SMA female (9x N female available @ MTS-No.: 26001)
-----	--------------------	--------------------------------------------------------------

#### 3 General specifications:

3.1	Operating temperature	-40 °C - +85 °C
3.2	Reference temperature of specifications	+25 °C
3.3	Dimensions (without connections)	200 mm x 110 mm x 11.5 mm (LxWxH)
3.4	Case style	Milled aluminium enclosure
3.5	Colour	SurTec650 (Chrome alloy)
3.6	Weight	560 grams

#### 4 Delivered parts:

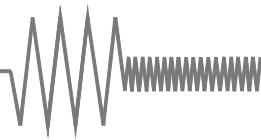
LT8-544P-6G  
Datasheet

#### 5 Comments:

Warranty	12 months
RoHS-compliant	Yes

#### 6 Recommended accessories:

RF-cables  
Attenuators series PAH



# Power Divider LT8-544P-6G

MTS-No.: 26000

## Typical measurements:

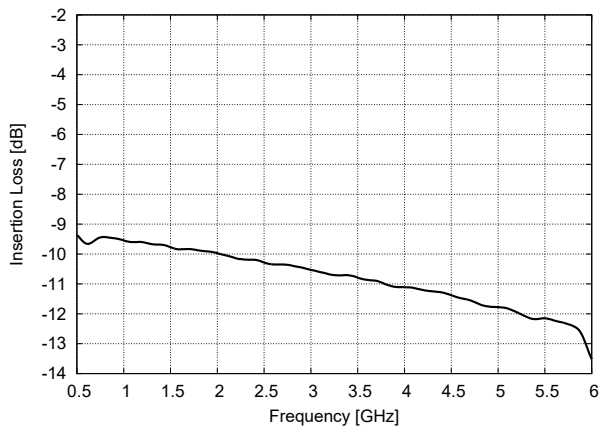


Fig. 1: Common port to output port insertion loss

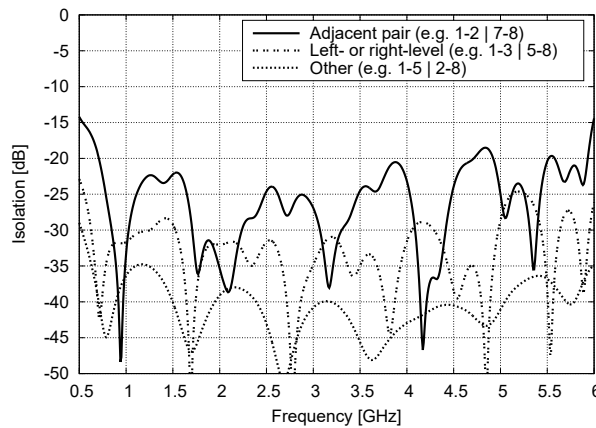


Fig. 2: Isolation between output ports

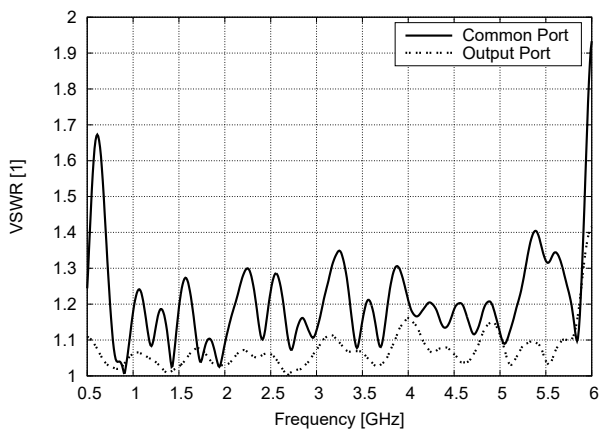


Fig. 3: VSWR for common and output ports

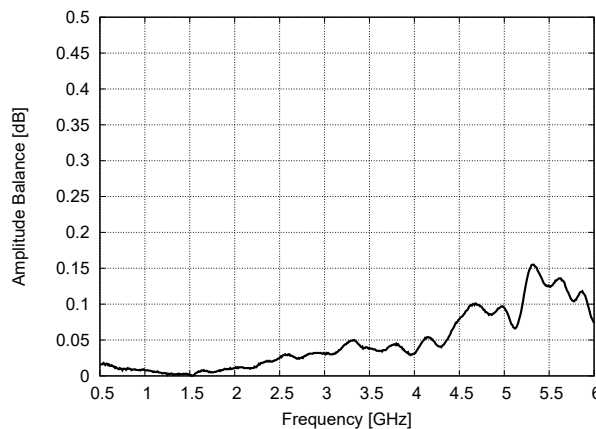


Fig. 4: Amplitude balance between output ports

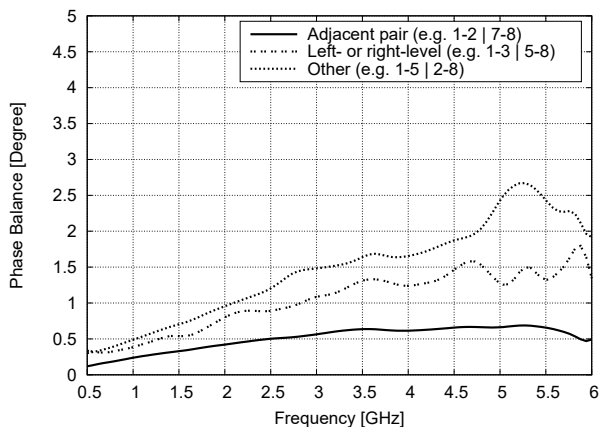
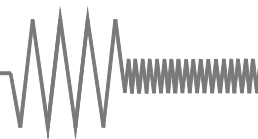


Fig. 5: Phase balance between output ports



## Power Divider LT8-544P-6G

MTS-No.: 26000

### Power ratings:

8-way Power Divider input ratings		
Load VSWR	In-phase (0°)	Out-of-phase (180°)
≤ 1.2 : 1	40 Watts	40 Watts
≤ 2.0 : 1	40 Watts	40 Watts
∞	20 Watts	8 Watts
8-way Power Combiner input ratings		
Input signals	0° Phase Difference	180° Phase Difference
Coherent	8 x 5 Watts	8 x 1 Watt
Non-coherent	8 x 2 Watts	

### Views:

