

3 dB Hybrid Coupler RK3-180-544P-1.7G-S1

MTS-No.: 30112

Description

The 3 dB Hybrid Couplers (180°) of this series are designed to work at frequency ranges between 1100 MHz and 1700 MHz.

They provide two equal amplitude in-phase signals when fed from its sum port (Σ) and two equal amplitude 180° out-of-phase signals when fed from its difference port (Δ).

The multisection stripline design exhibits very good flatness and VSWR at all ports.



Technical data:

1 RF-specifications:

1.1 Coupler type	RK3, 3 dB 180°		
1.2 Impedance	50 Ω		
1.3 Input power	20 W max.		
1.4 Frequency range	1100 - 1700 MHz		
	min.	typ.	max.
1.5 VSWR (at all ports)		1.1	1.25
1.6 Insertion loss / Coupling (+3 dB)			
@ 1100 MHz		0.5 dB	0.6 dB
@ 1700 MHz		0.7 dB	0.8 dB
1.7 Isolation	20 dB	30 dB	
1.8 Amplitude balance			
@ 0 degree		± 0.1 dB	± 0.2 dB
@ 180 degree		± 0.1 dB	± 0.2 dB
1.9 Phase balance			
@ 0 degree		$\pm 1.0^\circ$	$\pm 2.0^\circ$
@ 180 degree		$\pm 0.8^\circ$	$\pm 2.0^\circ$

2 Connections:

2.1 RF-in- and outputs	4x SMA female
------------------------	---------------

3 General specifications:

3.1 Operating temperature	-55 °C - +75 °C
3.2 Reference temperature of specifications	+25 °C
3.3 Dimensions (without connections) (LxWxH)	50 mm x 80 mm x 16.5 mm
3.4 Case style	Milled aluminium enclosure
3.5 Colour	SurTec650 (Chrome alloy)
3.6 Weight	190 grams

4 Delivered parts:

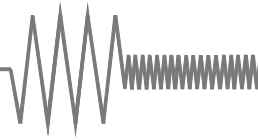
RK3-180-544P-1.7G-S1
Datasheet

5 Comments:

Warranty	12 months
RoHS-compliant	Yes

6 Recommended accessories:

RF-cables
Attenuators series PAH



3 dB Hybrid Coupler RK3-180-544P-1.7G-S1

MTS-No.: 30112

Typical measurements:

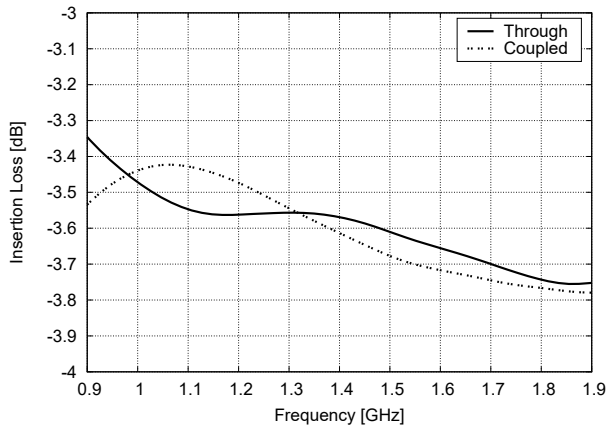


Fig. 1: Through and coupled line insertion loss

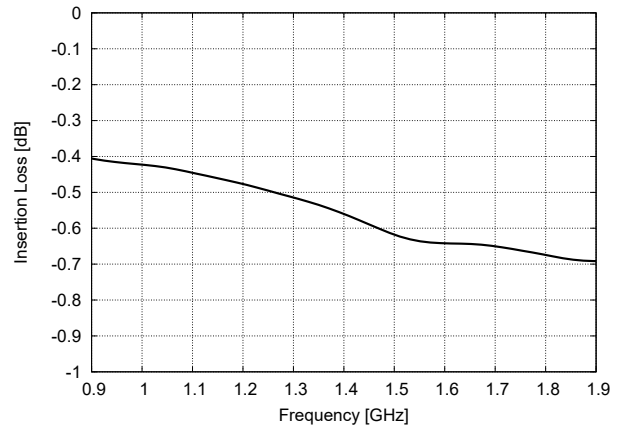


Fig. 2: Through plus coupled line insertion loss

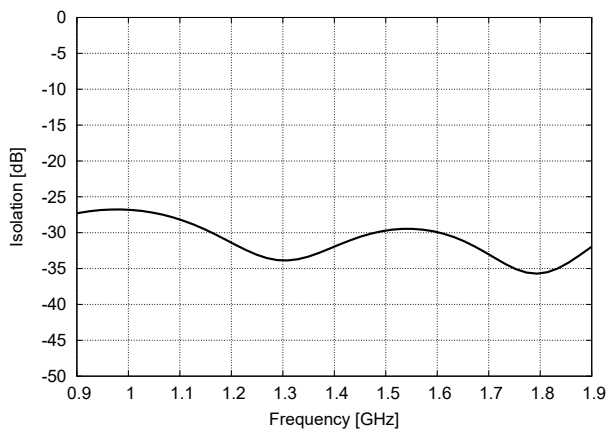


Fig. 3: Isolation between output ports

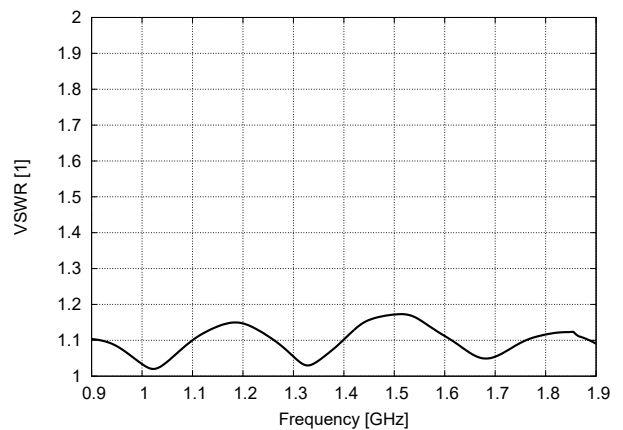


Fig. 4: VSWR at all ports

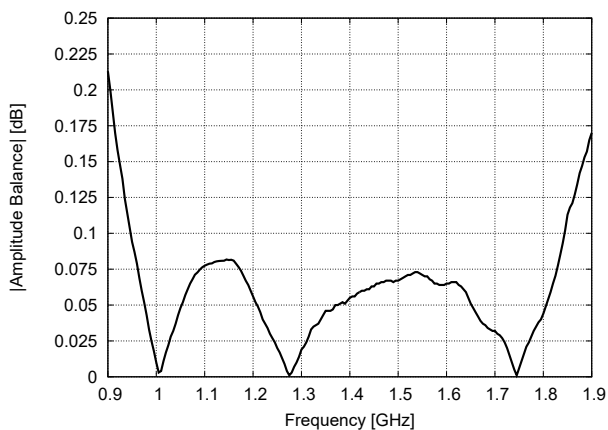


Fig. 5: Amplitude balance between output ports

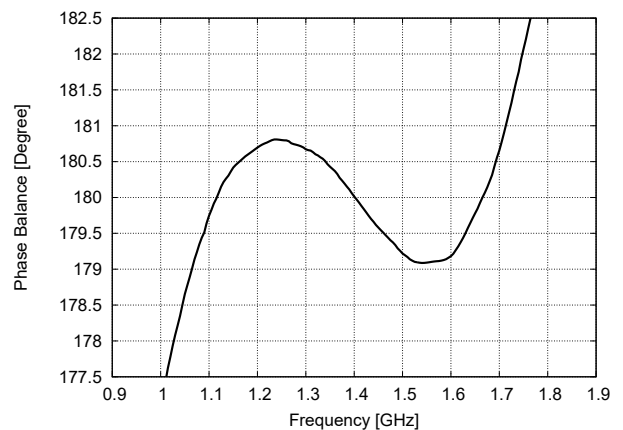
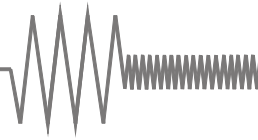


Fig. 6: Phase balance between output ports



3 dB Hybrid Coupler RK3-180-544P-1.7G-S1

MTS-No.: 30112

Port configuration:

Input	Δ	Σ	-3 dB / 0°	-3 dB / 180°/0°
Δ	---	ISOLATION	-3 dB / 0°	-3 dB / 180°
Σ	ISOLATION	---	-3 dB / 0°	-3 dB / 0°
-3 dB / 0°	-3 dB / 90°	-3 dB / 90°	---	ISOLATION
-3 dB / 180°/0°	-3 dB / 90°	-3 dB / 90°	ISOLATION	---

Views:

