

Highpass filter Typ MTA-HPF-150

MTS-No. 17634

Application

In the range of the power controlled noise voltage measurement there are often noise voltage peaks under 150 kHz which overload the integrated test receiver and lead to wrong measuring results. Typical disturbing sources in the frequency range from 9 kHz to 150 kHz are frequency converter and switching power supplies.

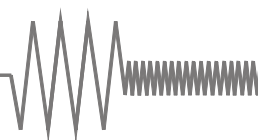
Solution

A useful equipment for EMC measurements is the highpass filter which is connected between the LISN and the test receiver input. The highpass filter prevents from disturbing signals under 150 kHz and enables repetitious measurements in the frequency range from 150 kHz to 30 MHz.



Characteristics

- ▶ Frequency range 9 kHz ... 250 MHz
- ▶ Barrier frequency 150 kHz
- ▶ low VSWR



Highpass filter Typ MTA-HPF-150

MTS-No. 17634

Technical data:

Electrical specifications:

Frequency range:	9 kHz bis 250 MHz
Impedance:	50 Ω
VSWR Input:	< 1 : 1,75
VSWR Output :	< 1 : 1,75
Input power:	100 mW
Insertion loss:	< 0,9 dB
Barrier frequency:	150 kHz
Ripple:	< 0,5 dB
Technology:	Tschebyscheff, 5 polig

Delivery package:

- Highpassfilter HPF-150
- Datasheet
- Corrections values

Comments:

Warranty: 12 months

Recommended accessories:

- measurement cable, BNC

Connectors:

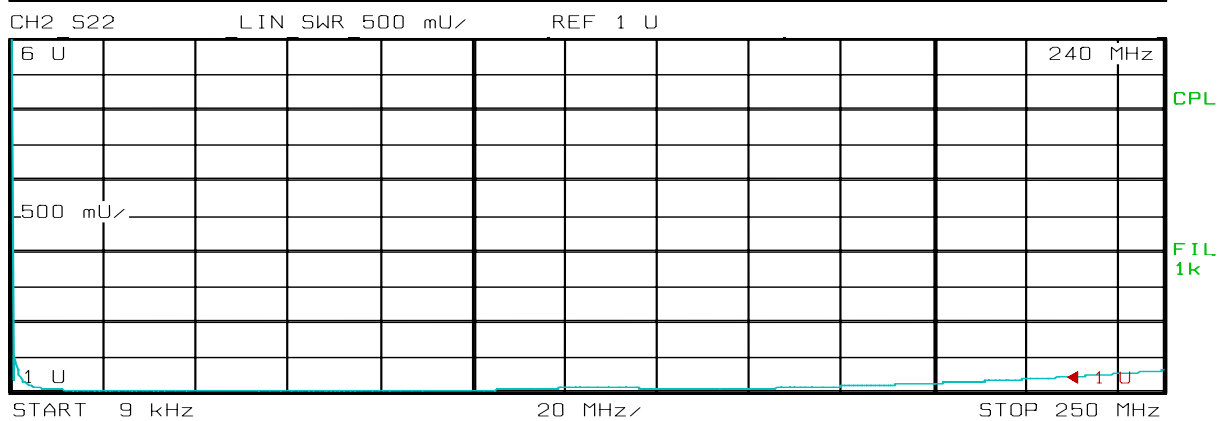
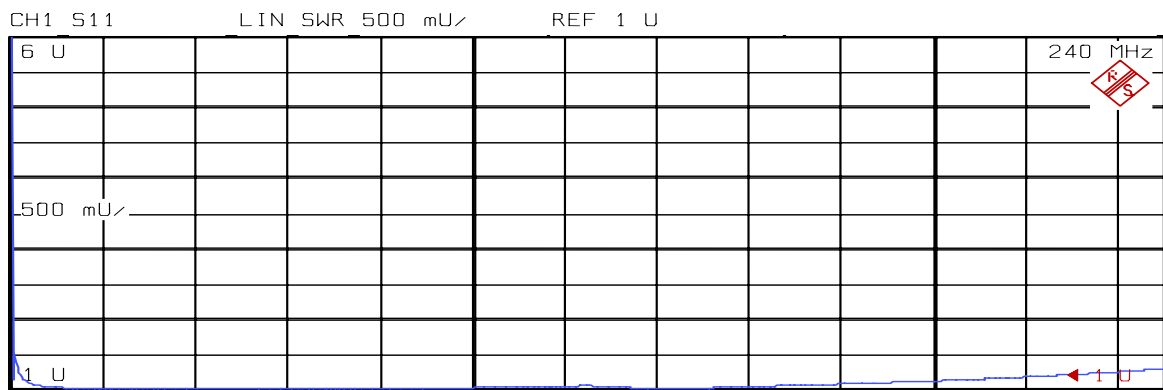
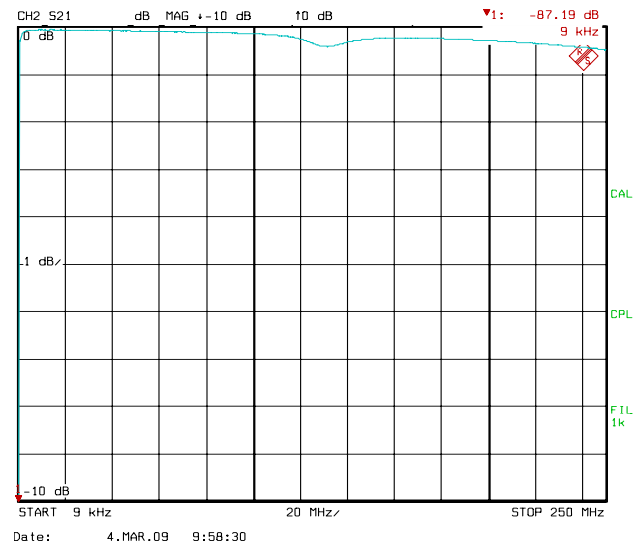
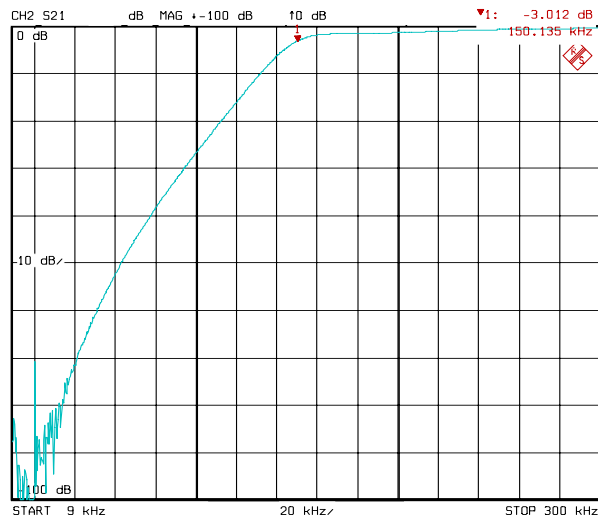
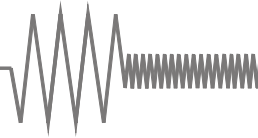
Input:	BNC, male
Output:	BNC, female

Mechanical specifications:

Dimensions (w x h x d):	20 x 20 x 69 mm
Frontside:	Alloy, silver plated
Rearside:	Alloy, silver plated
Weight:	40g

Environmental conditions:

Operation temperature:	+5 °C bis +60 °C
Reference temperature for declared specifications:	+5 °C bis +60 °C
Storage temperature:	-30 °C bis +70 °C



Comment 1: SPDT-AB-5012 NO-Isolation
Date: 4.MAR.09 10:31:32