Checklist for Inquiries of Shielding Boxes

From:

Company: _____ **Place:** _____

Name: _____ **Phone:** _____

E-Mail: _____ **Date:** _____

This checklist will help us to manufacture your equipment according to your wishes. Please complete this form with the essential specifications. Don`t fill in data which are not critical for your use. This enables us to find a customized solution with reduced costs.

Basic Shielding Box Requirements:

Minimum internal dimensions of the box: ☐ mm height ☐ mm length ☐ mm width	
Quantity of shielding boxes: ☐ pieces	**Frequency range:** from _____ to _____
☐ **Box for 19" rack installation**	**Temperature range:** from _____ to _____

☐ **Multi-chamber box** for 19" rack with ☐ cabinets side by side



Example: Multi Chamber Box



RF Interfaces:

Quantity	Outside Connector	Inside Connector
☐ pieces	N-female to	N-female
☐ pieces	N-female to	SMA-female
☐ pieces	SMA -female to	SMA-female
☐ pieces	_____ to	_____

Supply Interfaces:

Quantity	Description	Outside Connector	Inside Connector
☐ 1x	Mains, filtered (230V AC)	IEC 320 male	☐ German CEE 7/4 female ☐ British BS 1363 female ☐ other …
☐ pieces	Pair of banana connectors filtered, 30 V DC max., ☐ 5 A max., ☐ 10 A max. ☐16 A max.	2x 4 mm female	2x 4 mm female

Signal Interfaces:

Quantity	Description	Outside Connector	Inside Connector
☐ pieces	USB 3.1, filtered	Type A female	Type A female
☐ pieces	USB 3.2, filtered	Type C female	Type C female
☐ pieces	Gigabit LAN, filtered, PoE++	RJ45 female	RJ45 female
☐ pieces	M12 12-pole feed through filter	M12 plug	M12 socket

© MTS Systemtechnik GmbH
Technical subject to change

MTS Systemtechnik GmbH
DIN EN ISO 9001:2015 certified
Gewerbepark Ost 8
86690 Mertingen
Phone: + 49 (0) 907891294-0
Fax: + 49 (0) 9078 91294-70
info@mts-systemtechnik.de
www.mts-systemtechnik.de

Checklist for Inquiries of Shielding Boxes

☐ Sixfold fiber optic feedthrough for fiber optic with 6x 6 mm diameter max.

Audio Interfaces:

Quantity	Description	Outside Connector	Inside Connector
☐ pieces	Stereo jack, filtered, accord. CTIA	4-pole female	4-pole female

Shielding Box Equipment:

☐ Cover with built-in flexible wire mesh 190 mm x 130 mm	☐ Stylus built into the flexible wire mesh for touch panel operating	☐ Universal mobile phone attachment ☐ on Velcro
☐ fan with ☐ m³/h min. air throughput. With one honeycomb filter each for both air inlet and air outlet.		
☐ Eyes for padlock	☐ ESD lining inside with 10.5 mm thick tiles	☐ built in shelf (*)

(*) please specify the required dimensions in the comments

Interior Lining with Absorbers:

With Absorber Type:	Type:	Height:	Frequency Range:
☐ Flat laminate foam	FL-1125	29 mm	1,5 GHz - 6,5 GHz
☐ Pyramid stump foam	SFC-4-EM	87 mm	900 MHz - 10 GHz
☐ Ferrite tile	FT1701-200	6,0 mm	55 MHz - 380 MHz
☐ Ferrite tile	3610-100-40	4,0 mm	700 MHz - 1400 MHz
☐ Double layer ferrite tile	3620-270	27 mm	100 MHz - 1800 MHz

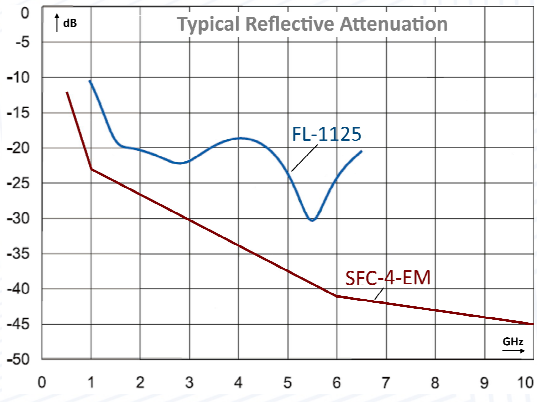

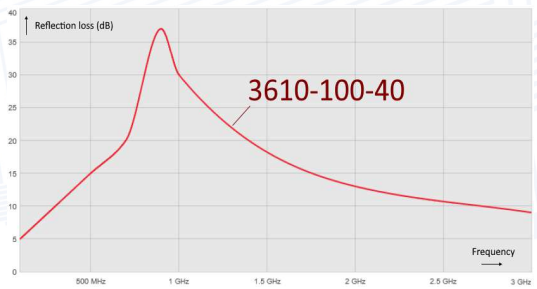

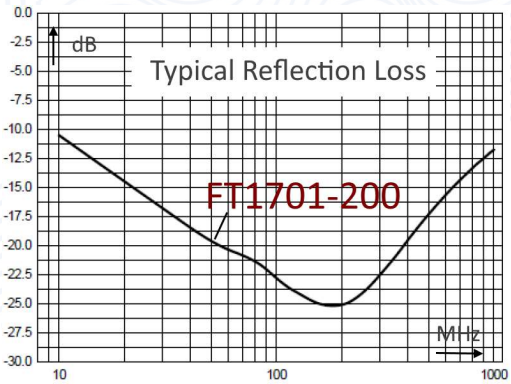

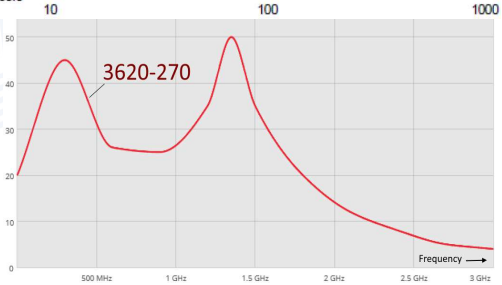

© MTS Systemtechnik GmbH
Technical subject to change

MTS Systemtechnik GmbH
DIN EN ISO 9001:2015 certified
Gewerbepark Ost 8
86690 Mertingen
Phone: + 49 (0) 907891294-0
Fax: + 49 (0) 9078 91294-70
info@mts-systemtechnik.de
www.mts-systemtechnik.de

Checklist for Inquiries of Shielding Boxes

Comments:

© MTS Systemtechnik GmbH
Technical subject to change

MTS Systemtechnik GmbH
DIN EN ISO 9001:2015 certified
Gewerbepark Ost 8
86690 Mertingen
Phone: + 49 (0) 907891294-0
Fax: + 49 (0) 9078 91294-70
info@mts-systemtechnik.de
www.mts-systemtechnik.de